






Umbrella supplied is just for reference.

Take all parts out of the box. If any parts are missing, please do not return to the place of purchase directly. Please email us first info@sorara.eu

REF	NB	
A	4PCS	
B	1PC	
C	9PCS	


Thanks for choosing Sorara products. We'd love to hear your thoughts and comments. If you are satisfied with our products and service, please let us know. If you have questions or feedbacks, we're here to help! Also be sure to follow us on facebook for promotions and special offers.




Step1: Take out the four triangle plastic (A) bases together with all spare parts and open the top fixing covers.



Step2: Fill the bases with sand by funnel (B). Shake and tap the bottom constantly to accommodate more sand.



Step3 (Option): If the umbrella is used on the wooden deck, tighten the cross base and deck with screws(C) to keep the umbrella stable.



Step4: Place the triangle plastic bases which were full of sand on cross base and insert the umbrella.